



## Portfolio Managers' View

As at 12 January 2021

Fund Management Department

# Malaysia

1. The KLCI closed at 1,612 @ 12.01.20, down -0.8% M-o-M. Last week, Healthcare (+6.1%) were the best performing sectors while Construction (-7.6%) and REITs (-4.7%) were the worst performing sectors. YTD @12.01.2020, the KLCI has increased by 0.4%.
2. To curb the outbreak of Covid-19, PM Tan Sri Muhyiddin announced a Movement Control Order 2 (MCO 2) between January 13 and 26 for Penang, Selangor, Federal Territories, Melaka, Johor and Sabah. To recap, the first MCO implementation on 18 March 2020 saw Malaysia's GDP contracted by -17.1% in 2Q20 which was the steepest fall since the Asia Financial Crisis 1998. However, we believe that the impact of MCO 2 to the Malaysia's economy is less severe than MCO 1. This is because most of the critical industries such as manufacturing, construction, services, trading, farming and commodities are able to operate.
3. The Yang di-Pertuan Agong declared a national state of emergency from 12 Jan 2021 to 1 Aug 2021. The objective was to curb the runaway spread of Covid-19. There were four times in Malaysia's history that the country was placed under emergency rule (1964, 1966, 1969, 1977) under the current state of emergency, there is no curfew or military intervention while businesses will operate as usual. Post the emergency declaration, general election and

## -continued

by-elections will not be permitted. Parliament will also not be allowed to convene. The PN government's grip on power is based on a very slim majority in Parliament. We are underweight companies which rely on winning government contracts for their revenues.

4. As shown in Exhibit 1, the cash level for our funds has increased for all our Malaysia funds. We are well-positioned to capture any opportunities when they arise. The MCO is very likely to extend beyond two weeks and be a drag on growth and earnings in Q1. Daily economic losses under MCO2 are estimated at RM 0.75 bil per day (vs RM 0.2 bil under CMCO and RM 2.4 bil under MCO1 in 2020). Every fortnight of MCO2 will reduce full year GDP by RM 10 bil or 0.7% points (source: CGS-CIMB). We would not discount a further lowering of OPR currently at 1.75%.
5. We continue to be overweight technology across our funds as we believe the structural drivers for the sector remain intact. Technology companies are enjoying an upsurge in orders, longer visibility, high utilisation and average selling price (ASP) increases (in several segments). As always, our discipline is to invest in companies that have clear catalysts which will drive a rerating of their share prices.

## -continued

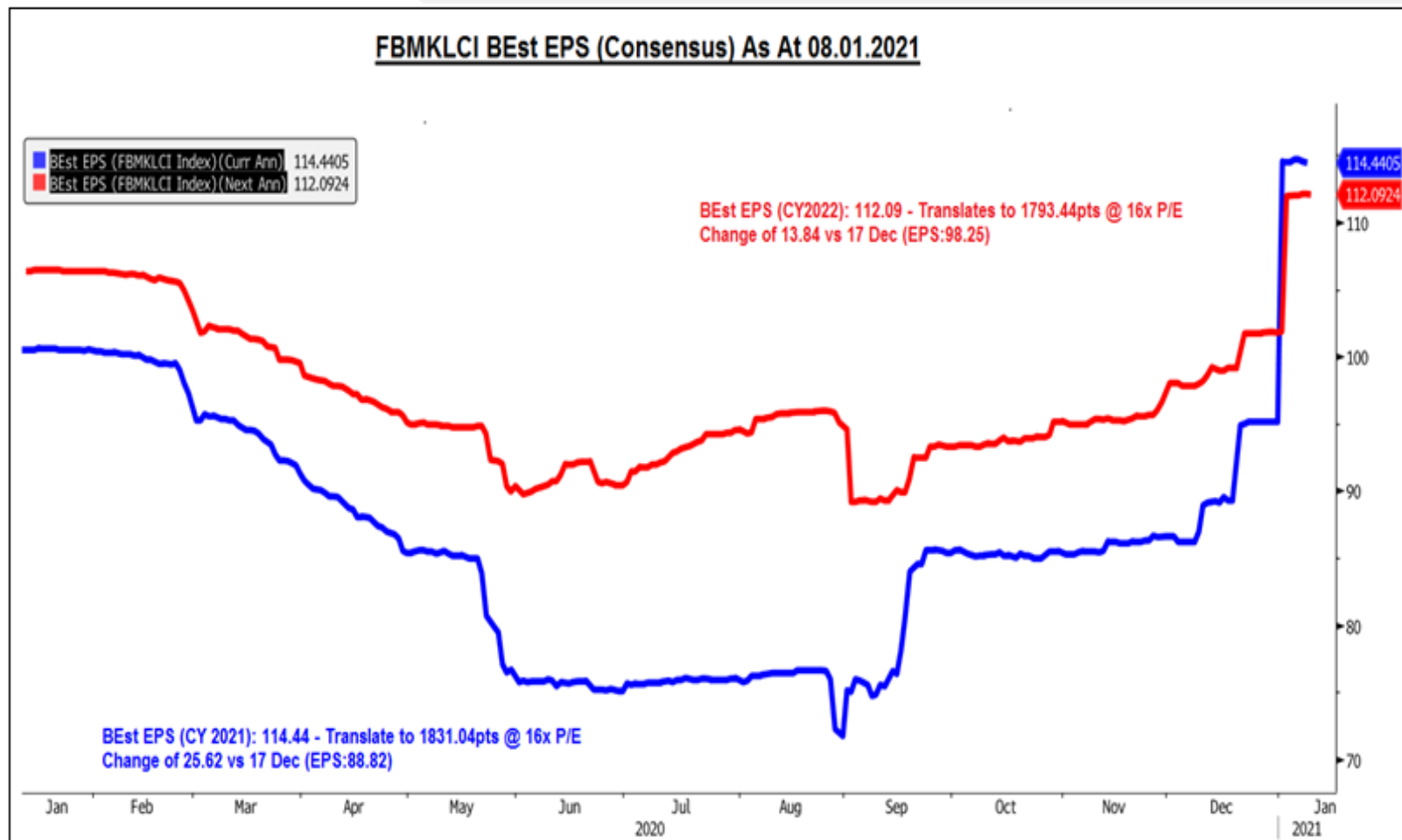
6. Consensus 2021 market eps estimate has moved up from RM 88.8 in Dec-20 to RM 114.4 currently. At 1,612 @ 12.01.21, the market is trading at a PER of 14x for CY21 respectively. The market's valuation for 2021 is below its 12M mean PER of ~16x. Separately, Malaysia is cheap vs the Asian region. Malaysia is currently trading at a 19% discount to Asia ex-Japan's 2020 PE multiple (pls see Exhibit 3). This discount is at its widest level in the last 5 years.

## Exhibit 1: Apex Investment Funds Cash Level

FUND	Cash Level (%)	
	08-Jan-21	31-Dec-20
Apex Malaysia Growth Trust	22.79	6.40
Apex Quantum Fund	22.27	3.55
Apex Dana Aslah	14.67	2.21
Apex Dana Al-Sofi-i	18.32	6.48
Apex Dana Al-Faiz-i	18.59	5.76
Apex Dynamic Fund	16.66	3.67

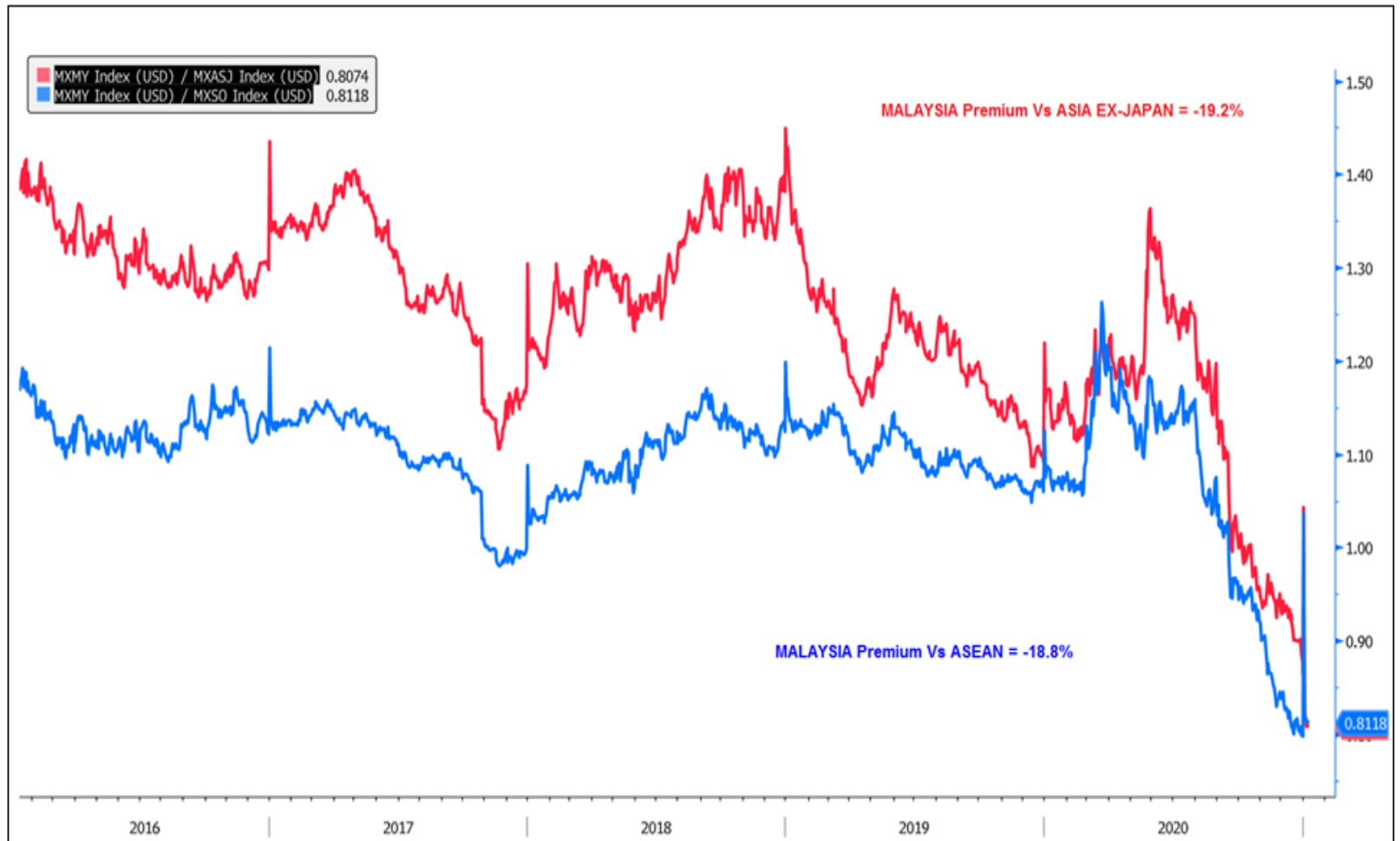
*(Source: Apex Investment Services Berhad)*

## Exhibit 2 : FBMKLCI Consensus Earnings Per Share (EPS)



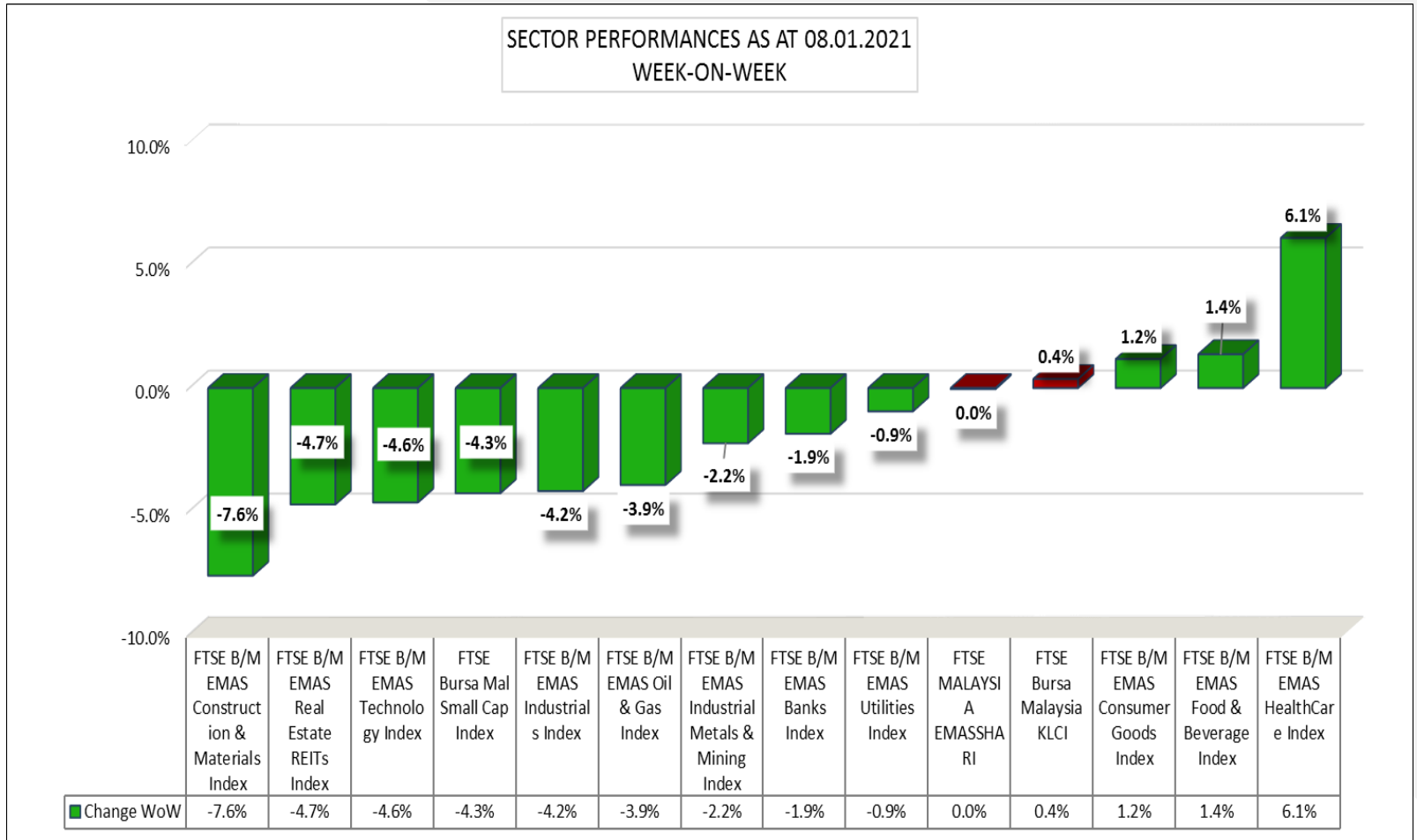
(Source: Bloomberg)

### Exhibit 3: MALAYSIA P/E vs ASIA EX-JAPAN P/E vs ASEAN P/E



(Source: Bloomberg)

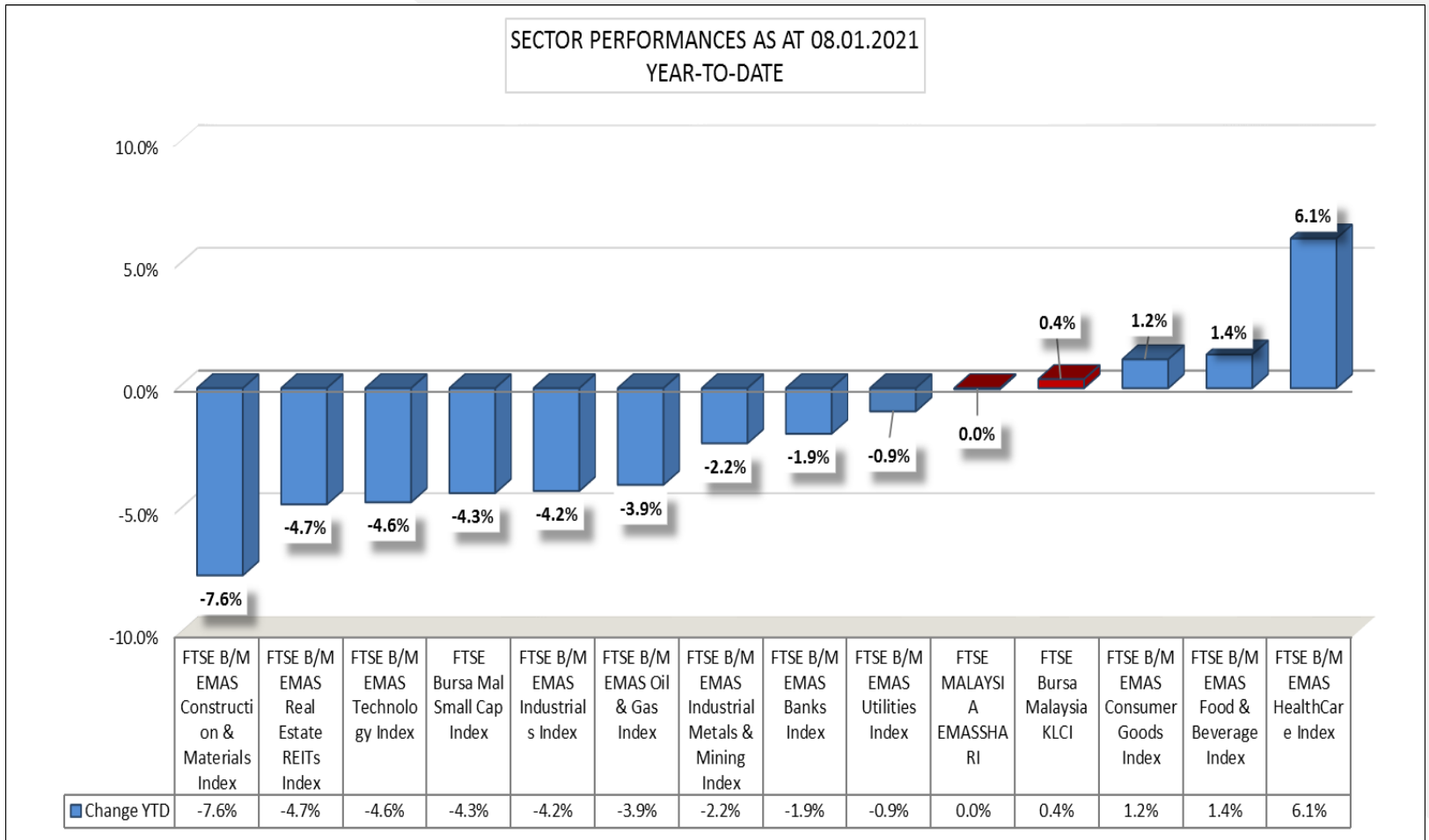
## Exhibit 4: Sector performances (Week-on-Week)



(Source: Bloomberg)

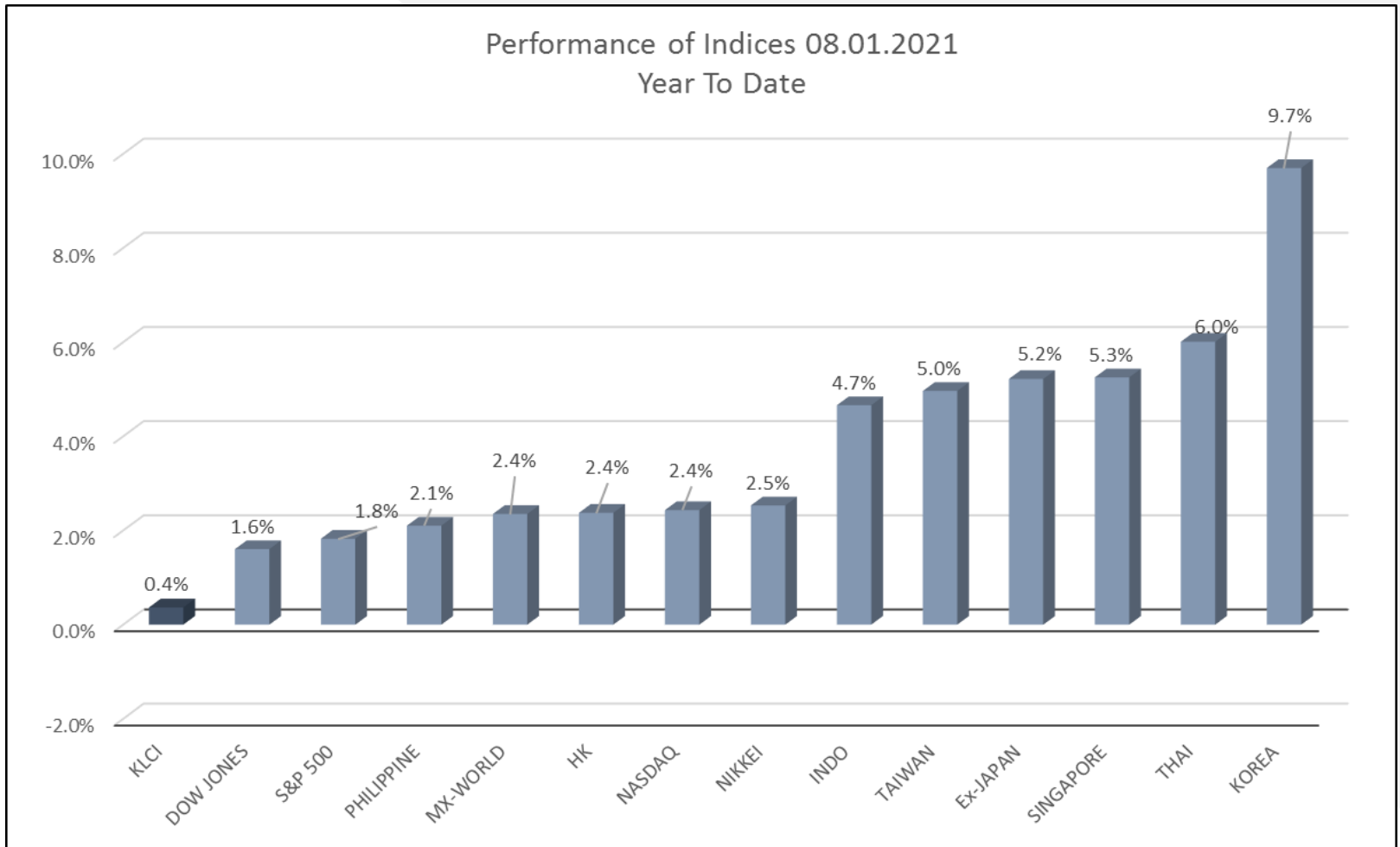


## Exhibit 5: Sector performances (Year-to-Date)



(Source: Bloomberg)

## Exhibit 6: Performance of Indices Year to Date



(Source: Bloomberg)

# Regional

1. The Georgia run-off has produced a positive result for emerging equity markets and currencies. Even as riots swept through Capital Hill and President Trump has called a state of emergency amid the possibility of impeachment and early removal from his closing days as the 45th President of USA, incoming President Joe Biden has wasted no time in pushing through a multi-billion dollar bailout package, likely in the next week or two.
2. Fiscal programs will need to be funded through the issuance of more government debt. Investors will insist on a higher return in the face of increased supply. The steepening of the yield curve is both pricing in a post-vaccine economic recovery as well as the demand-supply dynamics. We remain of the view that the US Fed will still step into some form of yield curve control, the question is when and at what level.

**-continued**

3. US Fed member Charles Evans floated the idea not just aggressively to woo highly inflation but also thought that getting to 3% inflation to compensate for the perpetual undershooting of the 2% target is not a bad thing. For the first time, not just a number but a considerably higher 3% number was floated, and one that has not been achieved in the last 20 years. If this is the US Fed's thinking, monetary policy will remain benign for a longer period of time.
4. The combination of higher indebtedness and more money printing will result in sustained US Dollar weakness. We see a strong Chinese Rmb leading to broad Asian currency strength. Historically, this will also mean strong Asian equity markets performance.

## Disclaimer

This document is prepared for general circulation and for information purposes only and under no circumstances should it be considered or intended as an offer to sell or a solicitation of an offer to buy the securities referred to herein. Investors should note that values of such securities, if any, may fluctuate and that each security's price or value may rise or fall. Opinions or recommendations contained herein are in form of technical ratings and fundamental ratings. Fundamental ratings include various financial data from the income statement, balance sheet, and cash flow statement items such as sales, profit, all important ratios, cash flows, working capital, cash conversion cycle and etc. over the past quarters and years. Technical ratings may differ from fundamental ratings as technical valuations apply different methodologies and are purely based on price and volume-related information extracted from the relevant jurisdiction's stock exchange in the equity analysis. Accordingly, investors' returns may be less than the original sum invested. Past performance is not indicative of future performance. This document is not intended to provide personal investment advice and does not take into account the specific investment objectives, the financial situation and the particular needs of persons who may receive or read this document. Investors should therefore seek financial, legal and other advice regarding the appropriateness of investing in any securities or the investment strategies discussed or recommended in this document. The information contained herein has been obtained from sources believed to be reliable but such sources have not been independently verified by Apex Investment Services Berhad ("AISB") and consequently no representation is made as to the accuracy or completeness of this document by AISB and it should not be relied upon as such. Accordingly, AISB and its officers, directors, associates, connected parties and/or employees (collectively, "Representatives") shall not be liable for any direct, indirect or consequential losses or damages that may arise from the use or reliance of this document. Any information, opinions or recommendations contained herein are subject to change at any time, without prior notice. This document may contain forward-looking statements which are often but not always identified by the use of words such as "anticipate", "believe", "estimate", "intend", "plan", "expect", "forecast", "predict" and "project" and statements that an event or result "may", "will", "can", "should", "could" or "might" occur or be achieved and other similar expressions. Such forward-looking statements are based on assumptions made and information currently available to us and are subject to certain risks and uncertainties that could cause the actual results to differ materially from those expressed in any forward-looking statements. Readers are cautioned not to place undue relevance on these forward-looking statements. AISB expressly disclaims any obligation to update or revise any such forward-looking statements to reflect new information, events or circumstances after the date of this publication or to reflect the occurrence of unanticipated events. AISB and its officers, directors and employees, including persons involved in the preparation or issuance of this document, may, to the extent permitted by law, from time to time participate or invest in financing transactions with the issuer(s) of the securities mentioned in this document, perform services for or solicit business from such issuers, and/or have a position or holding, or other material interest or effect transactions, in such securities or options thereon, or other investments related thereto. In addition, it may make markets in the securities mentioned in the material presented in this document. One or more directors, officers and/or employees of AISB may be a director of the issuers of the securities mentioned in this document to the extent permitted by law. This document is prepared for the use of AISB clients, consultants or Representatives and may not be reproduced, altered in any way, transmitted to, copied or distributed to any other party in whole or in part in any form or manner without the prior express written consent of AISB. AISB and its Representatives accepts no liability whatsoever for the actions of third parties in this respect. This document is not directed to or intended for distribution to or use by any person or entity who is a citizen or resident of or located in any locality, state, country or other jurisdiction where such distribution, publication, availability or use would be contrary to law or regulation. This document is for distribution only under such circumstances as may be permitted by applicable law. The securities described herein may not be eligible for sale in all jurisdictions or to certain categories of investors. Without prejudice to the foregoing, the reader is to note that additional disclaimers, warnings or qualifications may apply based on geographical location of the person or entity receiving this document.

This document has not been reviewed by the Securities Commission Malaysia ("SC"), Federation of Investment Managers Malaysia ("FIMM") and Employees Provident Fund ("EPF"). The SC, FIMM and EPF are not liable for this document and are not in any way associated with this document. The SC, FIMM and EPF are not responsible for the contents herein and do not make any representation on the accuracy or completeness of this document, either in whole or in part.